

B

APPLICATION

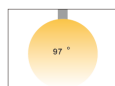
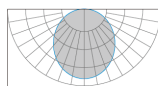
This Lovely Architectural Linear capable of fulfilling designer thoughts with no limits. Suitable for Hotels, Offices , Restaurants. Shopping Malls, Industrial.



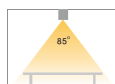
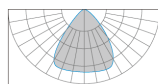
RAL9006
Silver

RAL9004
Black

RAL9003
White



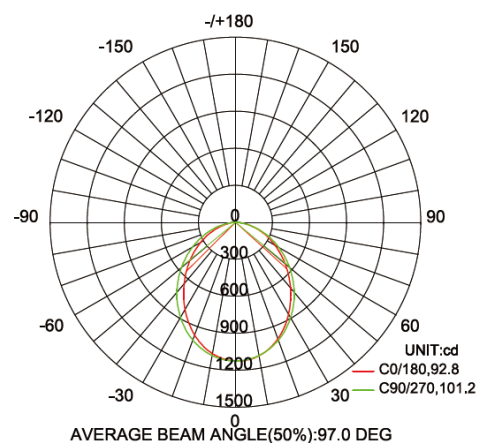
PDM



UGR<19



PHOTOMETRY



SPECIFICATION FEATURES

Design	Aluminum body with Diffused Lens option deliver a controlled low glare UGR <19 and with PDM 97° beam angle.
Mounting	Recessed with Trim.
LED	Standard 32/46/62 watt SMD 2835 with 8W/ft , 680Lm/ft CRI 80/90. Available In Standard 3000K, 4000K or 6000K CCT. Customize Power & CCT option available.
LED Driver	UL Class P Certified Power Supply 0-10 V, PWM and resistor dimming solution Emergency Power Supply and Sensor Options are available.
Remarks	Output data is from test result of 4ft PDM Linear fixture. Tolerance +/- 10%.

TABULATION & ORDERING NUMBER LOGIC

Model	CCT	Watt	Length	Finish	Optics	Dimming	CCT & CRI	B
R6836	WW - 3000K	32 - 32W	12 - 4'	W - White	PDM – Planner diffusion mask	SDC - Constant current version 3 in 1 Dimming (0-10V, PWM, Resistance)	30K8 - 3000K RA 80	
	NW - 4000K	46 - 46W	18 - 6'	B - Black			40K8 - 4000K RA 80	
	W - 6000K	62 - 62W	25 - 8'	S - Silver	UGR – Anti Glare		60K8 - 6000K RA 80	
	Note *	Note **					30K9 - 3000K RA 90	
							40K9 - 4000K RA 90	
							60K9 - 6000K RA 90	

Note*: Above are the standard CCT, Other CCT are available as per Project requirement.

Note:** Above are the standard Watts, Power/ Lumen Package can be customize as per Project requirement

ORDERING EXAMPLE: R6836-WW-32-12-W-PDM-SDC-OK8-A-R-BI

Quick Model Reference:

4' : R6836-a32

6' : R6836-a46

8' : R6836-a62

Voltage	Accessories
A - 100 - 277 VAC	R-5536-BI - N Shape Clip. R-BI - Butterfly clip

